

# Quilt Block Bonus Project

Traditional Piecing Pattern / Quilt Block, Mini Quilt, Decorative Embellishment

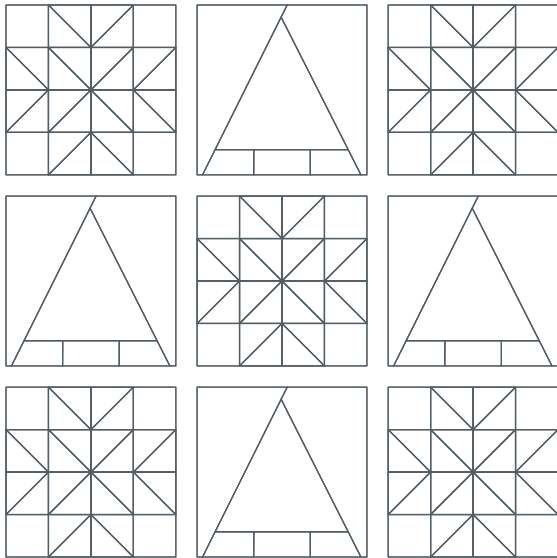
raw top 18½" x 18½" / finished top 18" x 18"

color figure reference next page

The X-mas Tree & X-mas Star blocks can be combined to make a wall hanging or cushion cover.

- [1] Make (4x) 6½" Tree Blocks and (5x) 6 ½" Star Blocks
- [2] Lay the blocks out as shown below (*fig a*)
- [3] Sew the rows together and press open the seams (*fig b*)
- [4] Sew these rows together and press open the seams (*fig c*)

*fig a*



*fig b*

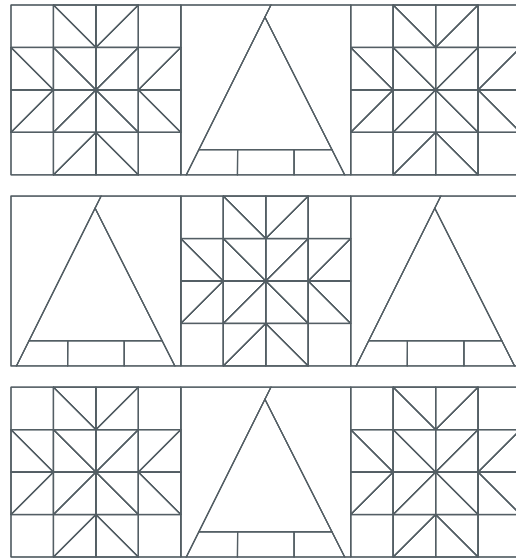



fig c



← finished top: 18" square →